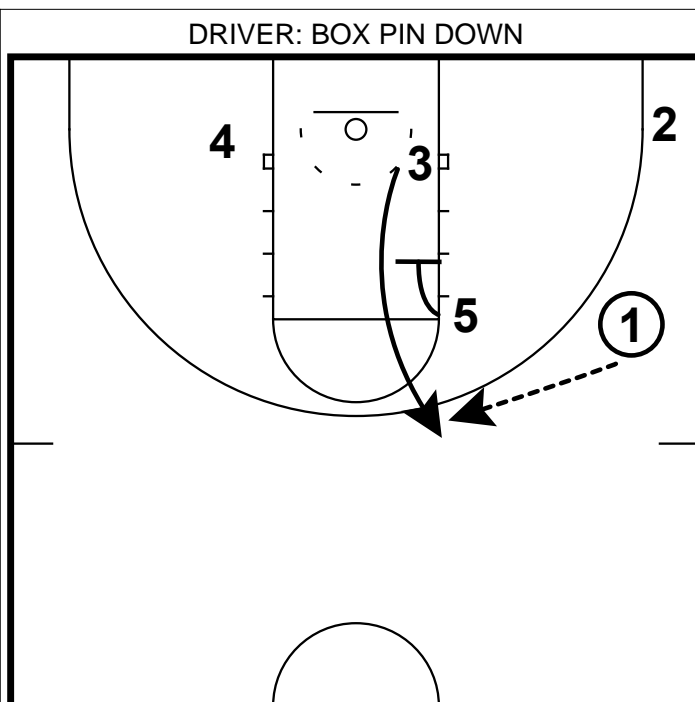
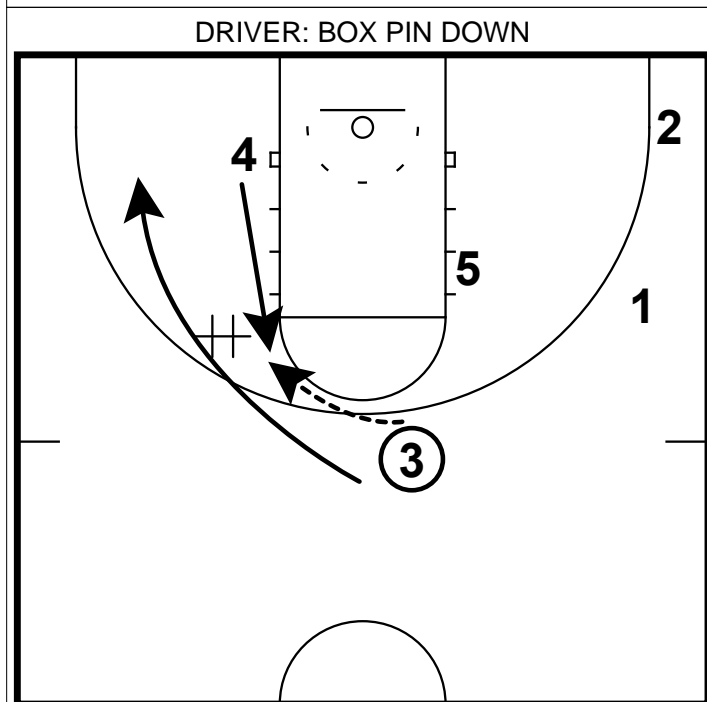


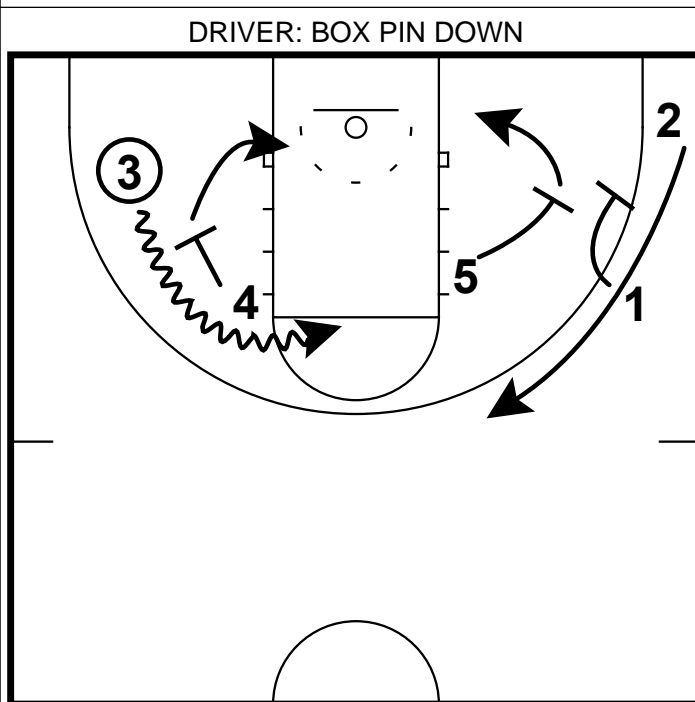
1) In this box set we will show you what you can do with a versatile player who can drive the ball and post up. You can start the driver away from the ball, but then still run the offense through him/her.
 2) Here will run the opposite off of baseline pin-in screen, while the ball is being dribbled to that side.



1) Once that screen is set, we can now get a down screen from the ball side post player.
 2) Notice what we have created on the left side of the court - we have cleared it out for a great 2 man game scenario.



1) 4 Will break to the elbow area and now we can execute a "give and go" action.
 2) **Coaching Point:** Break down drills are important here. Teach your players in practice what reads they should be making in a game. Pre-determining your cuts make you easy to guard and easy to scout.



1) Here is one read off the give and go. If 3 cannot turn the corner to the bucket, look to get an immediate ball screen on the side.
 2) 3 could have a nice pull-up jumper at the free throw line or 4 could have the roll to the bucket.
 3) Notice the action on the other side - a double screen is set for 2 in the corner. Putting a good shooter in that spot is important.