FORWARDS: HORNS CROSS SCREEN

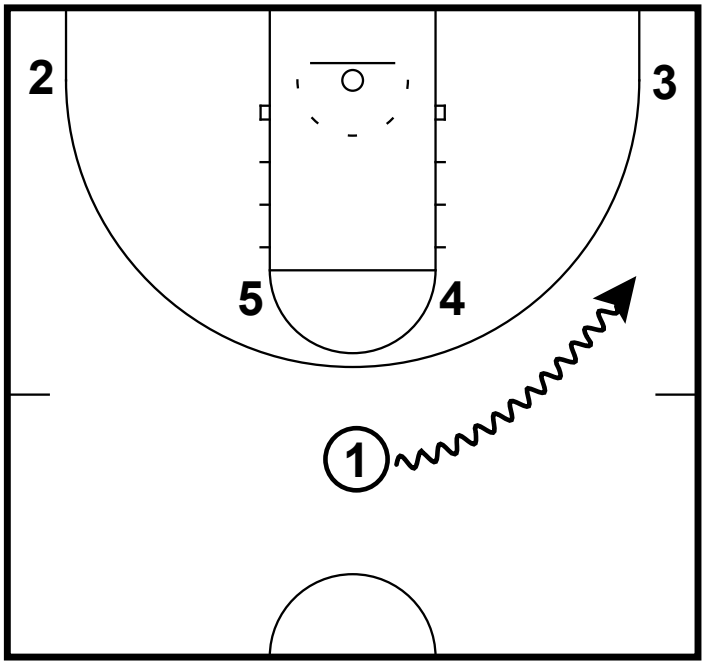

1) For forwards who have size and skill, the 'Horns' set is an effective set.
2) In this set, we are going to isolate the 4 player in a face-up situation.

FORWARDS: HORNS CROSS SCREEN

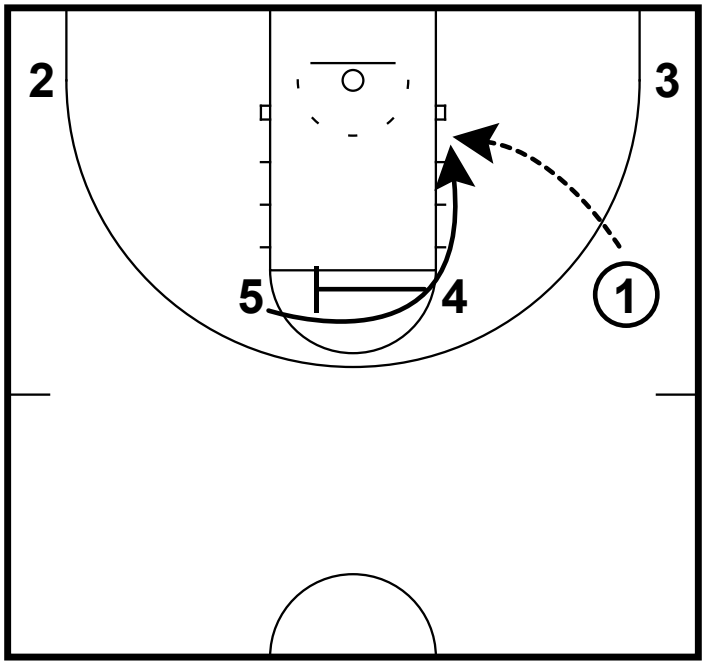

1) The point guard will start by dribble to the 4 player side.
2) 4 will set a high cross screen for 5, which could lead to an easy curl and score here.

FORWARDS: HORNS CROSS SCREEN

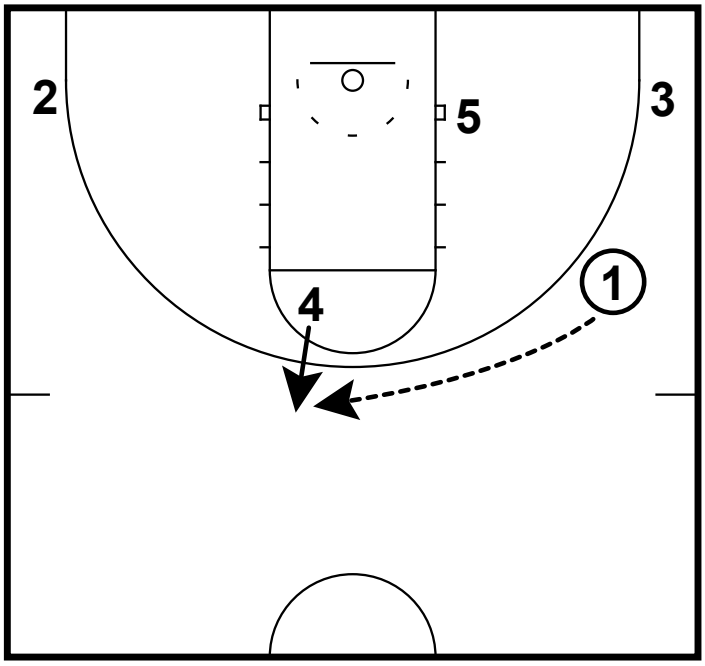

1) More than likely the defense will be able to adjust and not give up an easy lay-up, which allow the 4 player to make a 2nd cut to the perimeter.
2) Especially if this is a switch situation, a versatile 4 player will have the advantage over a slower 5 player.

FORWARDS: HORNS CROSS SCREEN

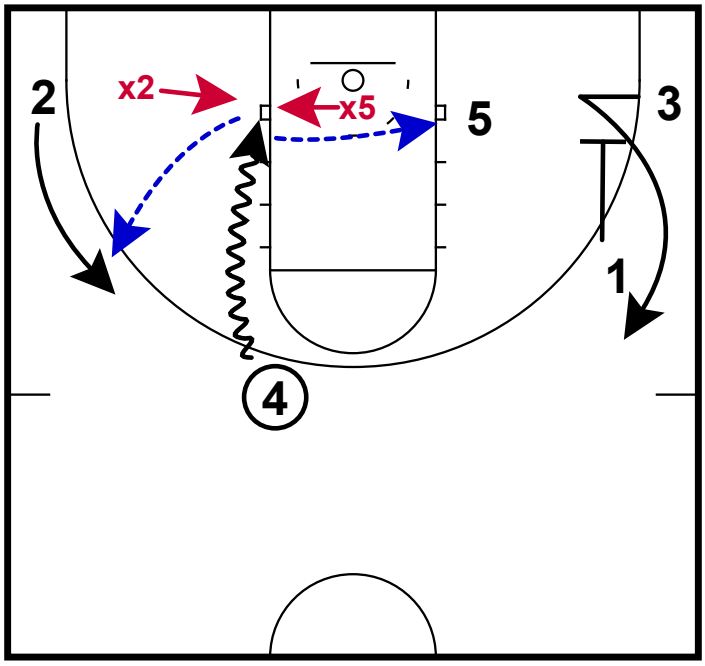

1) Here we diagram the action that could take place if 4 puts the ball on the floor.
2) You would want to put your best shooter on this side so they could be open for a nice penetrate and pitch.
3) Also having your 5 player on the right hand side could be advantageous for finishing when x5 helps over.

All Contents Proprietary