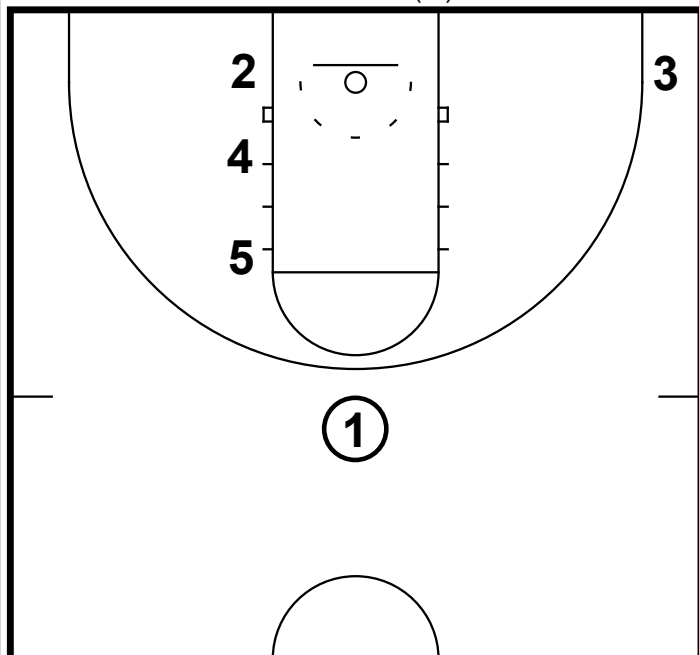
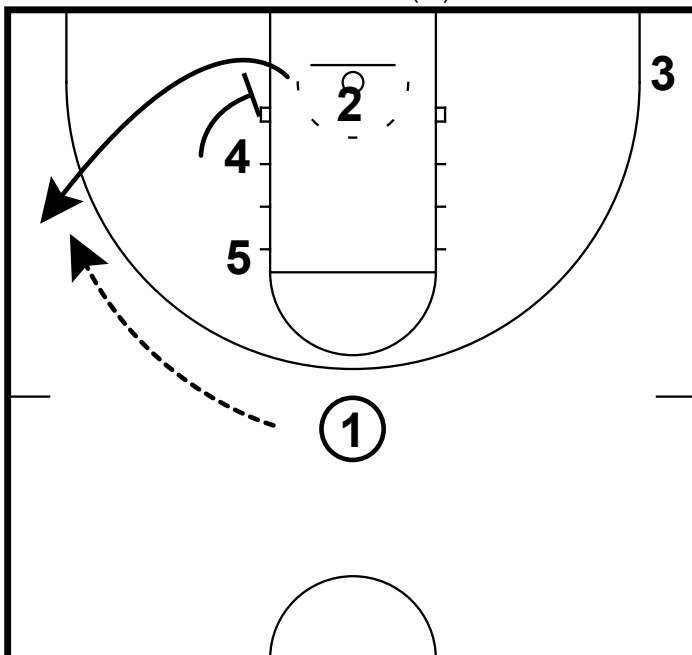


SHOOTERS: Iowa State (M) Flare for a 3



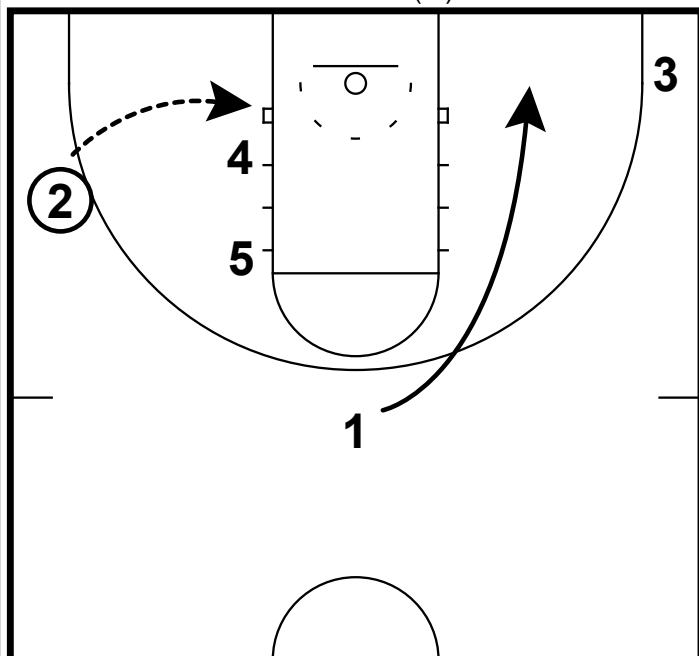
- 1) Overload set with your best shooter on the block
- 2) Put your best screener at the elbow

SHOOTERS: Iowa State (M) Flare for a 3



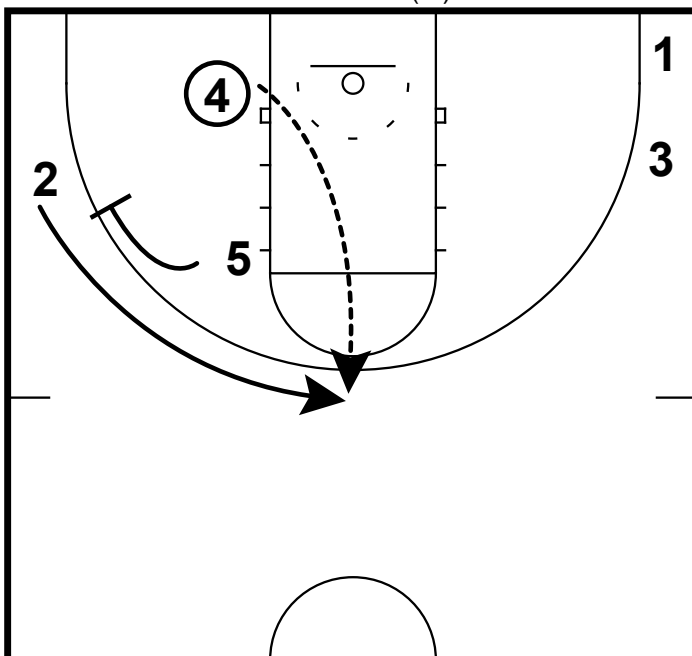
- 1) Pin-in screen for your shooter.
- 2) Deliver the ball to your shooter on the wing.

SHOOTERS: Iowa State (M) Flare for a 3



- 1) Post feed is delivered to post on the block.
- 2) 1 clears to the opposite corner.

SHOOTERS: Iowa State (M) Flare for a 3



- 1) With 4 with the ball on the block, 2 receives a flare screen from 5.
- 2) 2 receives the ball at the top of the key for an open 3.
- 3) **Coaching Point:** This is a hard action to guard because the defense cannot go under the screen and a switch will lead to an easy slip to the bucket.