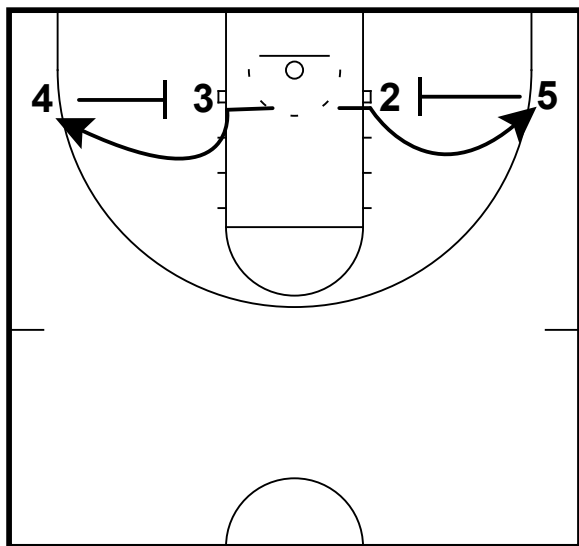


BOB: SPREAD

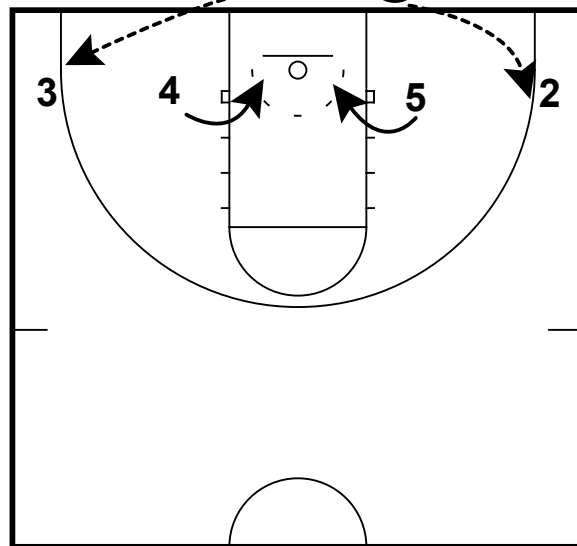
①



- 1) 4 across the baseline
- 2) Best post player on the ball side, best shooter taking the ball out, best driver on the ball side
- 3) Pin in screens on each side
- 4) **Teaching Point:** Set up your cut by making a v-cut. Wait on the screen.

BOB: SPREAD

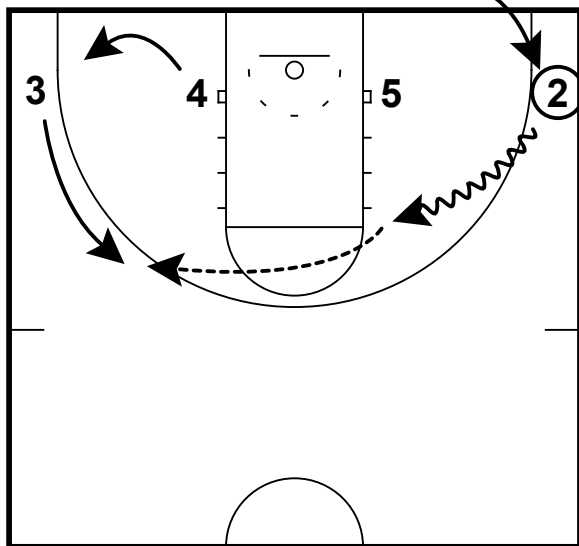
①



- 1) Ball handler has a number of options. The safe option is to throw it the corner.
- 2) If the defense overhelps on the screen 4 and 5 could come open on the slip
- 3) **Teaching Point:** Pass fake and do not telegraph your pass

BOB: SPREAD

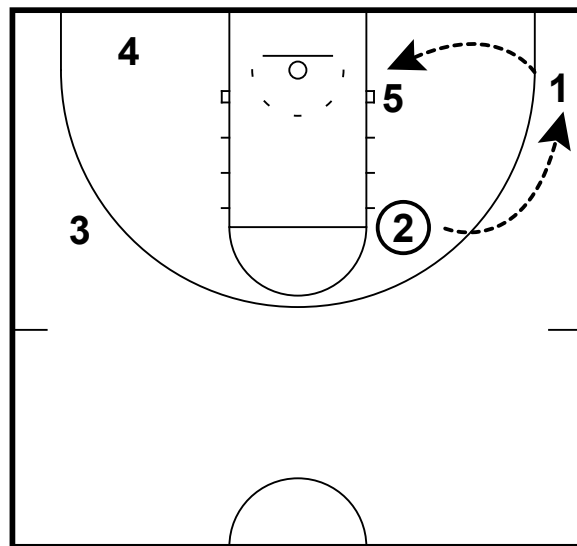
1



- 1) Primary option here is to throw the ball into the ballside guard.
- 2) Guard has 2 options, look to feed the post or attack the elbow. 1 follows him to the corner. The players on the opposite side need to move without the ball to make themselves available.
- 3) **Teaching Point:** Catch the ball facing the basket and attack the lane and put pressure on the defense.

BOB: SPREAD

①



- 1) If the ballside guard cannot get to the lane off the drive, the best shooter on your team should follow behind the drive for a crackback pass.
- 2) If shot is there, be ready to shoot. If not 5 should position him/herself for a post feed.
- 3) **Teaching Point:** Protect the ball on the pass back to the corner either with a pivot or a space dribble.