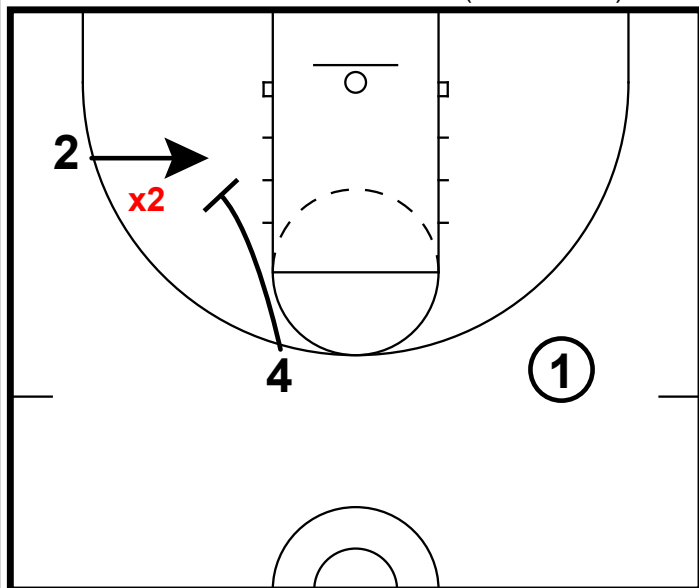
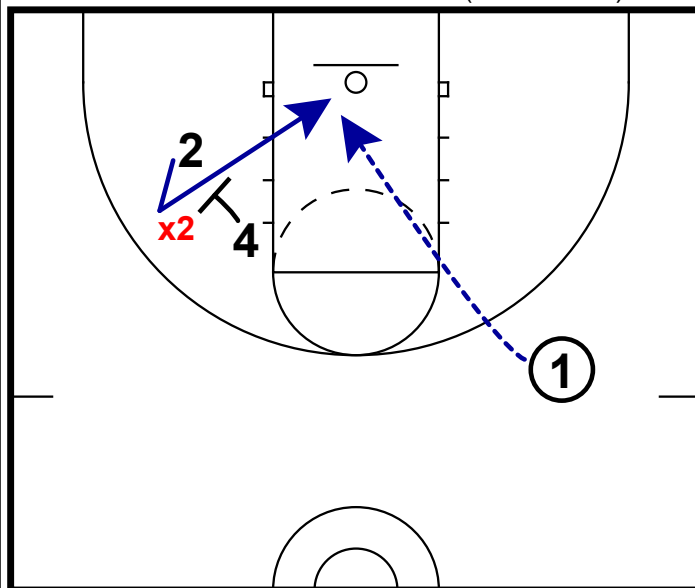


SCREENS: DOWN SCREEN (BACK CUT)



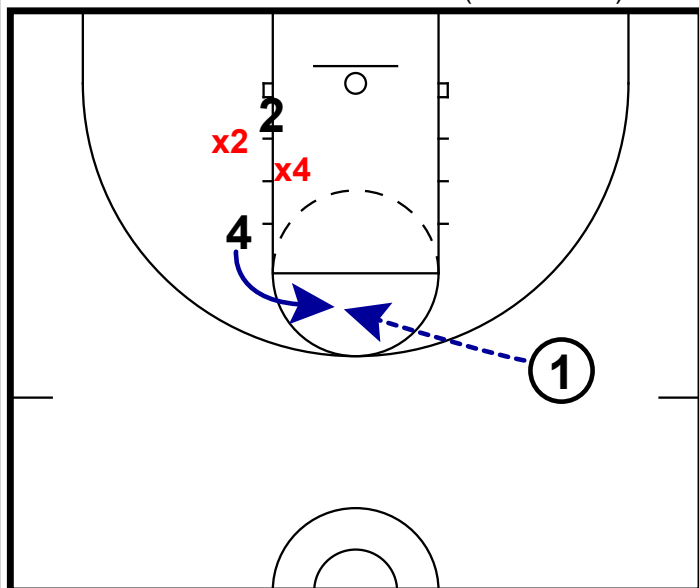
- 1) In this frame we see what we will happen if the defense tries to cheat the screen by playing over the top.
- 2) An aggressive defense like this, the cutter will still need to set up his cut to gain an advantage.

SCREENS: DOWN SCREEN (BACK CUT)



- 1) Once again, the cutter (2) will need to read the screen after getting to the "level" of the screen.
- 2) We teach at our camps that the cutter to take a step towards the ball and then show the "fist" to communicate to the ball handler that he/she will be making a back door cut.

SCREENS: DOWN SCREEN (BACK CUT)



- 1) After every screen, there must be a cut and a "2nd cut." Here we see what happens if x4 helps on the "Back Cut."
- 2) 4 will break back to the ball to catch & shoot around the free throw line area.