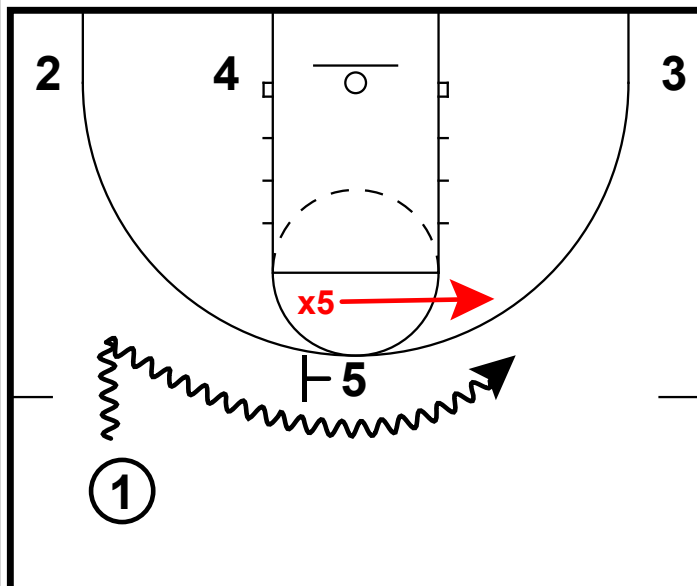
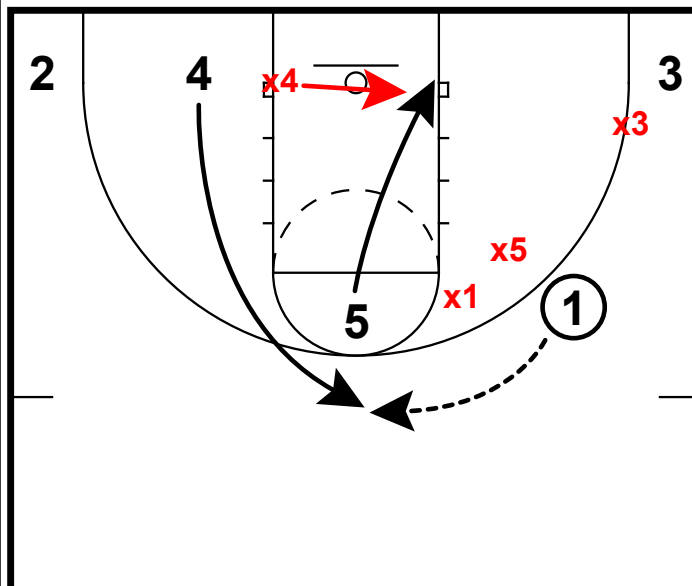


HALF-COURT: THUMBS UP HIGH BALLSCREEN



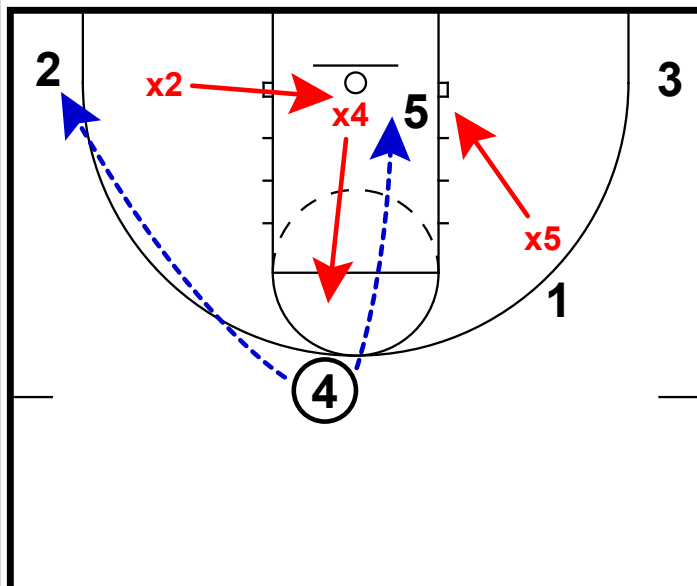
- 1) The high ball screen is a staple of American basketball these days. Bringing your post(s) players out to set a screen for a driver is a popular & sometimes overused action.
- 2) What has happened is that teams & coaches have become very good at defending this action, because they are well prepared for it.
- 3) In this screen we see what happens when the post player (x5) extends the screen to prevent penetration.

HALF-COURT: THUMBS UP HIGH BALLSCREEN



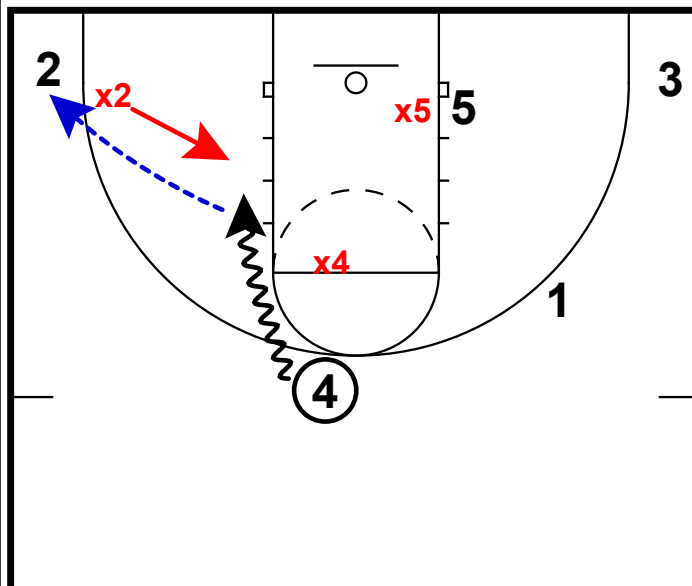
- 1) A common mistake of point guards here is that they try to over-penetrate when the double team occurs.
- 2) This action is good when the opposite post player will flash hard to the top of the key.
- 3) Notice what x4 has done by helping over to take away the roll - the only real option is to reverse the ball to 4. x3 has not stretched so 3 will not be open.

HALF-COURT: THUMBS UP HIGH BALLSCREEN



- 1) If x5 is slow to recover to the post, the hi-lo feed will be there.
- 2) However, if x2 helps into the lane to take away the hi-lo feed - this is a great time to make the extra pass to your shooter in the corner.
- 3) Of course if you have a face-up 4 player who can knock down the jumper here - this is another option too.

HALF-COURT: THUMBS UP HIGH BALLSCREEN



- 1) Even if the defenses cover their bases on the recovery, there is still a chance to get your shooter an open shot in the corner.
- 2) If x4 is slow on the recovery & your 4 player can draw the help from x2 & kick to the open shooter.