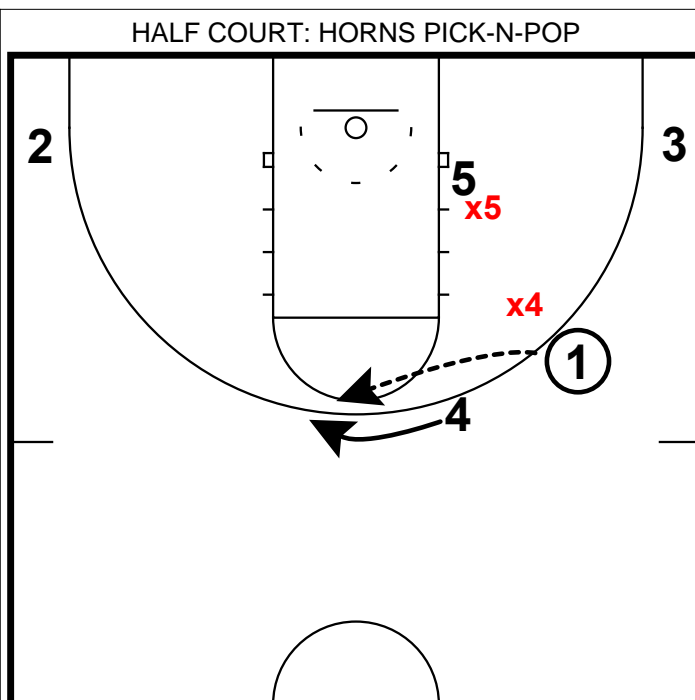
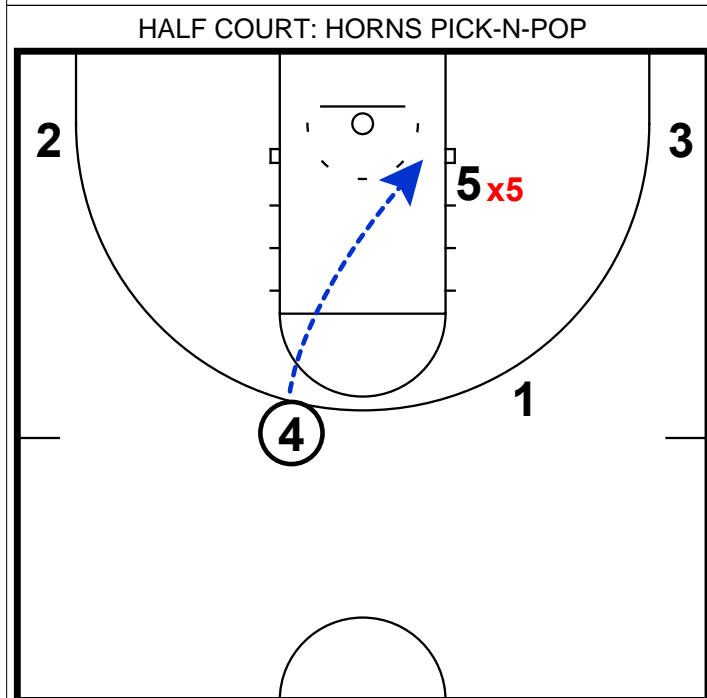


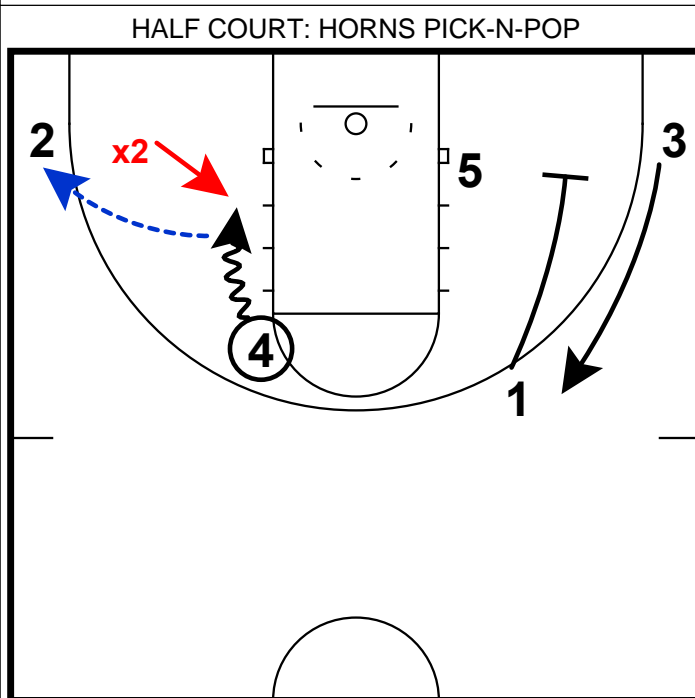
- 1) This is one of the basic Horns sets that teams will run. With it's origins overseas because of the versatile big men who can both shoot & handle, this is an attractive offense.
- 2) Today you will see the "Horns" set run at most every level.
- 3) The first option here is to get a ball screen & the opposite post player roll to the bucket. This is especially effective vs. teams who like to extend the post defenders to the arc or look to trap hard.



- 1) Unlike many high ball screen offenses, this is not a "pick-n-roll" set, but instead a "pick-n-pop" action.
- 2) Here if you have a 4 man that screen & hit the jumper - this can be great if defenses decide to hedge hard on the screen.



- 1) Another look that a team can get out of this action is the "hi-lo" look.
- 2) Especially if the defense looks to front that backside cut hard - 5 should seal out & can have an easy look at the bucket.



- 1) A final option to look at off of this action is the pop & drive. A versatile 4 player here can take advantage of the iso side here & either score or look to hit the shooter in the corner.
- 2) Action on the weakside optimal to prevent the zone up in the lane.