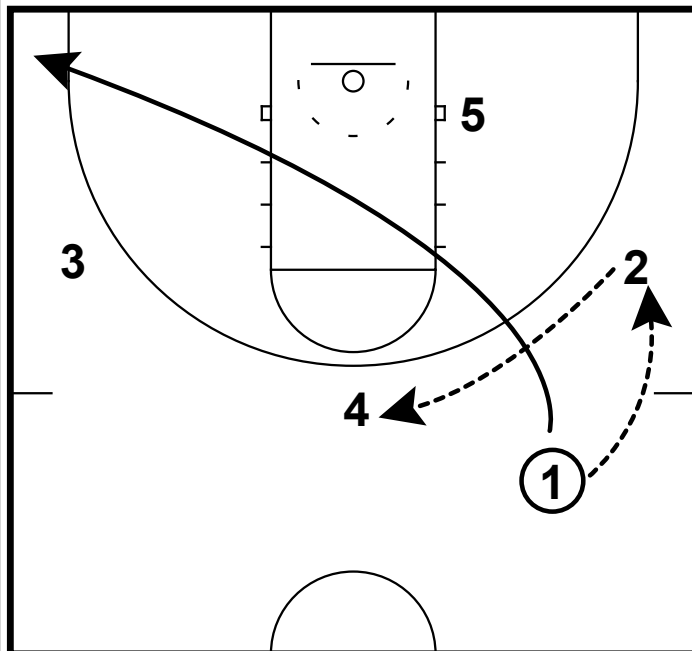
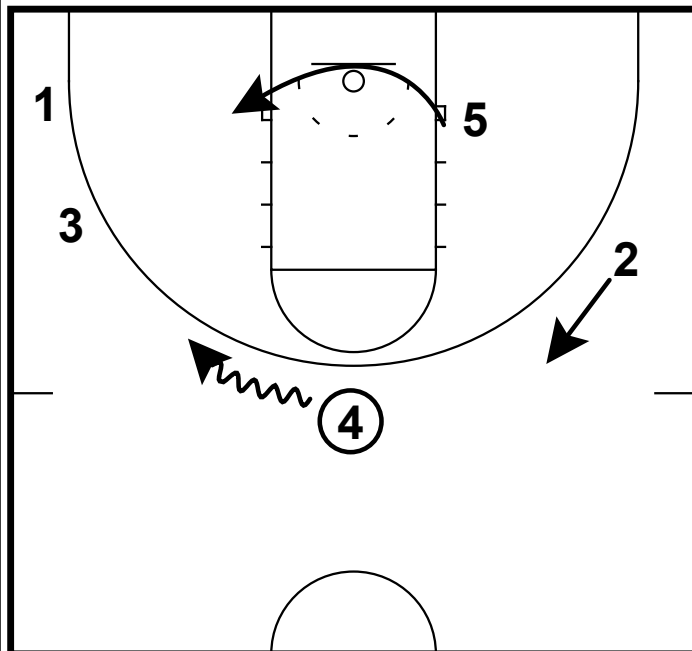


SECONDARY BREAK: THROUGH CUT - BACKDOOR



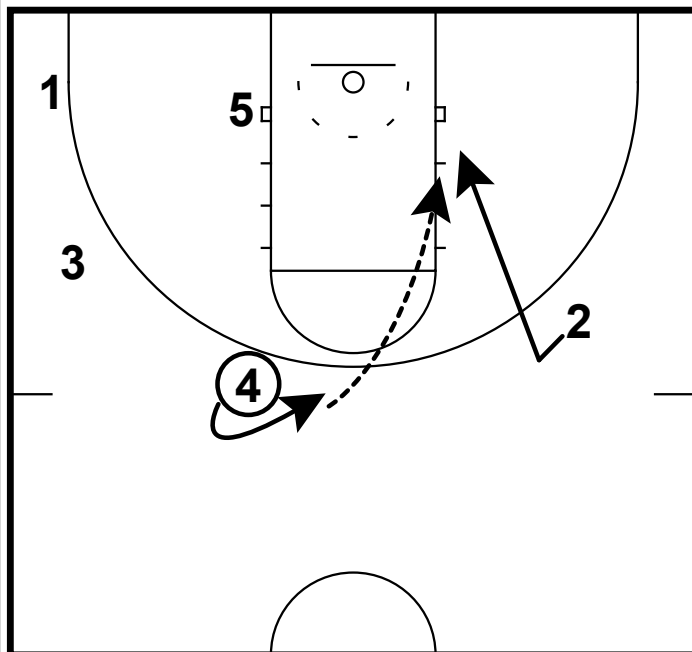
- 1) This is a perfect compliment to the Through cut secondary with a dribble handoff.
- 2) Pitch ahead to 2 and then reverse the ball to 4 at the top of the key.
- 3) 1 will make a through cut to the opposite corner.

SECONDARY BREAK: THROUGH CUT - BACKDOOR



- 1) 4 takes two dribbles towards the wing, as if to set up a backdoor cut or dribble handoff.
- 2) As this action is happening, the 5 man is switching sides of the floor so to clear the weakside for the backdoor cut.

SECONDARY BREAK: THROUGH CUT - BACKDOOR



- 1) 4 will need to jump stop and then perform a reverse pivot (pivot on the inside foot, keep your butt to the defense, so as to protect the ball)
- 2) 2 will need to follow the dribble for 3 steps, as soon as the pivot occurs, he/she should show the fist and cut backdoor.