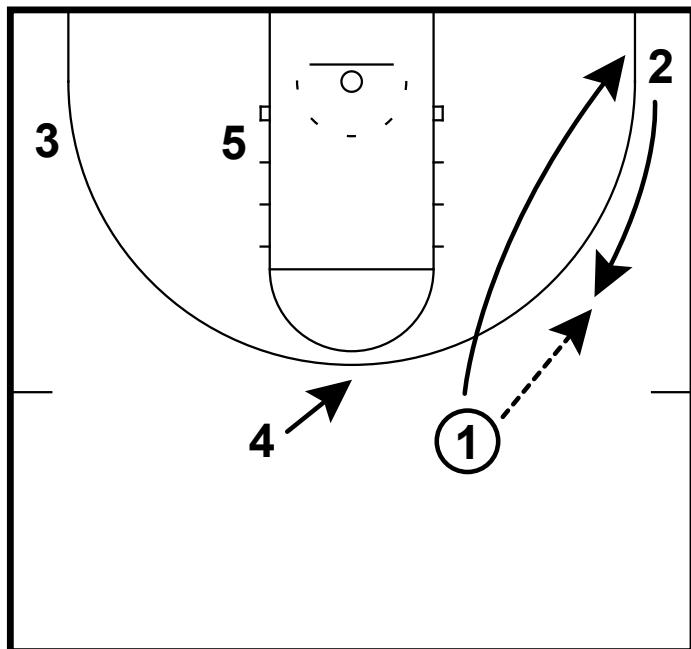
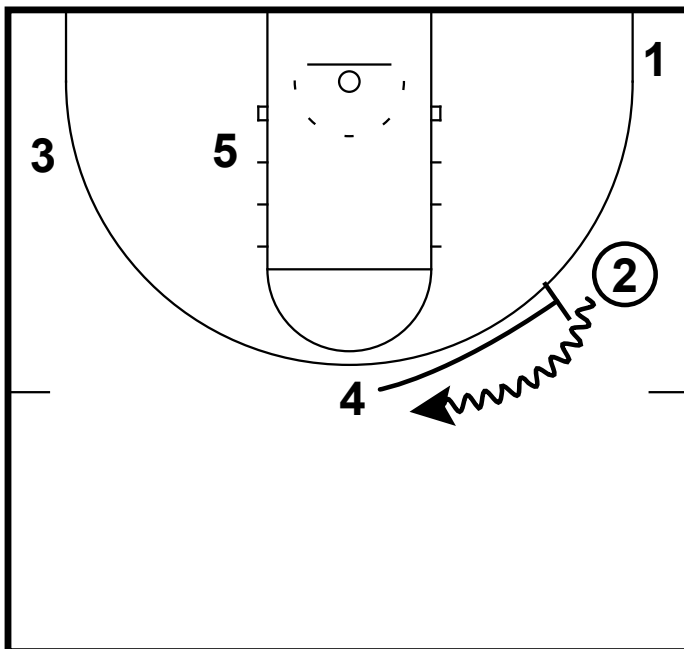


HALF-COURT: KENTUCKY BACKSCREEN



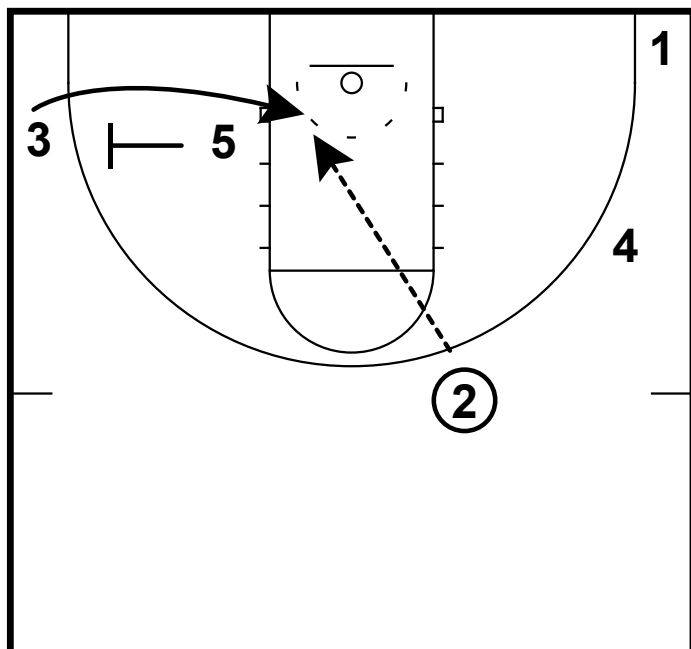
Here we look at a nice back screen set from Kentucky. As you can see they are 4 around 1 in this look. 1 passes to 2 as he cuts up to the right wing. After the pass is made 1 goes corner and 4 slides over to the top of the key.

HALF-COURT: KENTUCKY BACKSCREEN



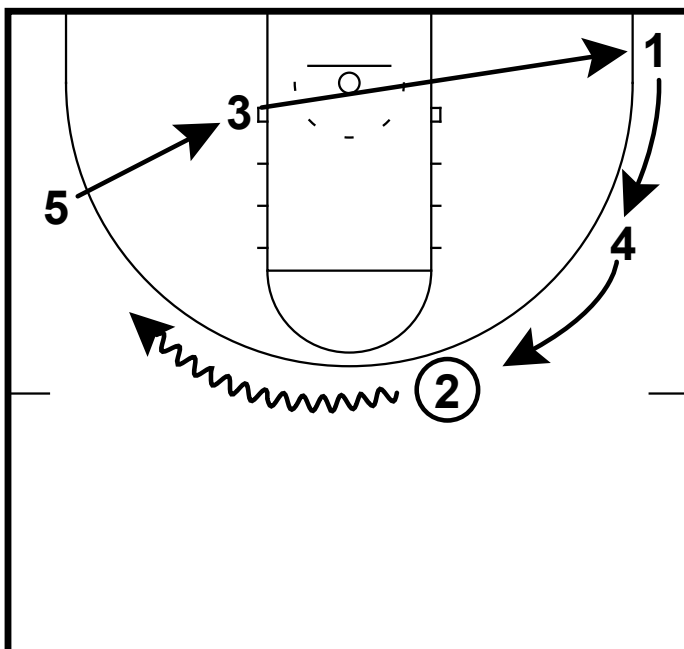
The angle that the 4 sets the screen is important. They want the angle of this screen to be positioned so when the 2 comes off of it he is dribbling the arc.

HALF-COURT: KENTUCKY BACKSCREEN



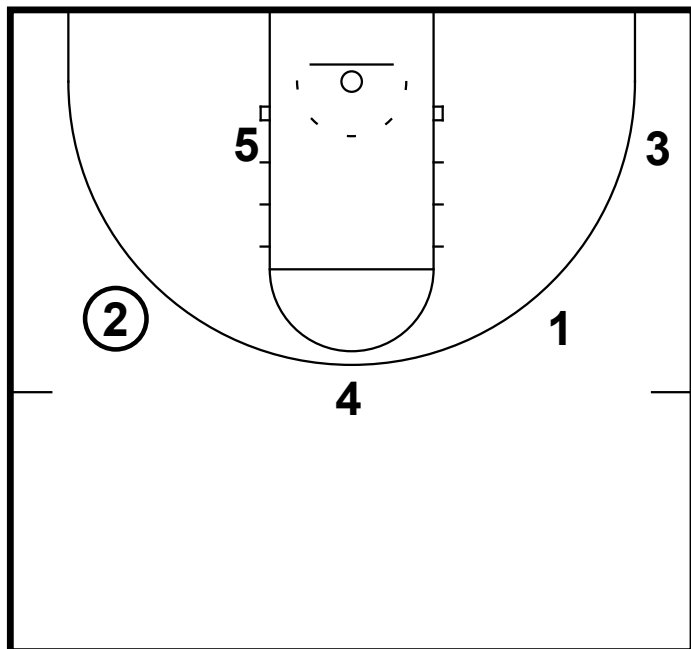
The 2 dribbling the arc will create space in the middle of the floor. Now 5 goes and back screens for the 3. 3 reads the screen and cuts hard off of it. The 2 must keep his dribble alive.

HALF-COURT: KENTUCKY BACKSCREEN



If the 3 is not open the 2 continues to dribble over and everyone spaces the floor and rotates. 5 dives down to the block looking to post up.

HALF-COURT: KENTUCKY BACKSCREEN



This flows well into Kentucky's dribble motion. The floor is well spaced and they are ready to attack.