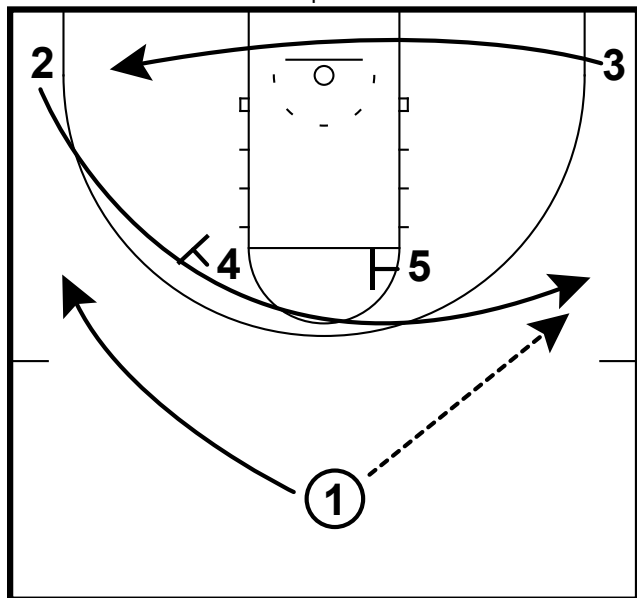
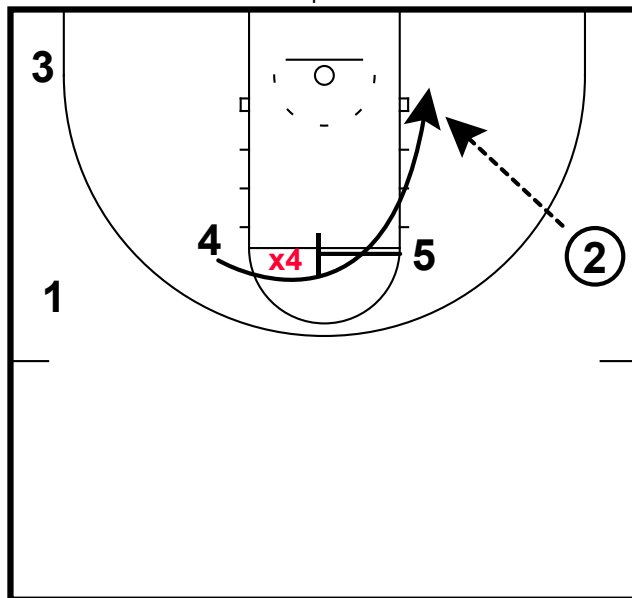


HALF-COURT: HIGH CURL | BALL SCREEN OPTION



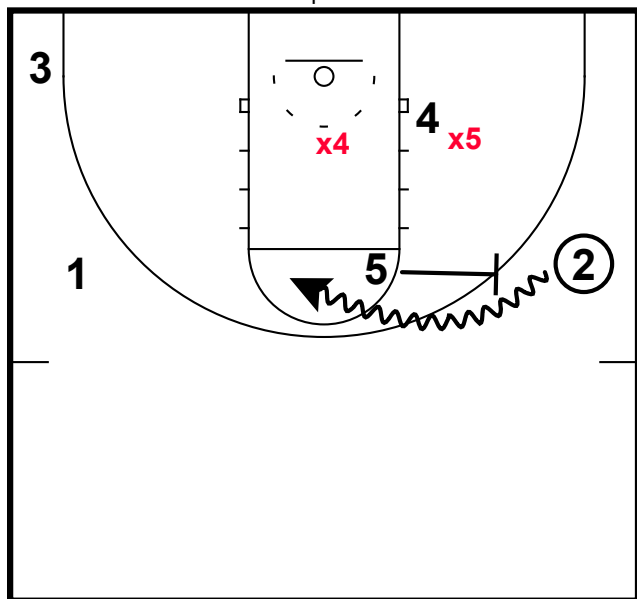
1. Here we look at some action from the Horns set. This could easily come from a 1-4 high set as well.
2. Starting with a guard getting 2 elbow screens and receiving the pass on the wing. 3 & 1 both space to the other side of the floor. They both should be ready to catch a pass & ready to shoot.

HALF-COURT: HIGH CURL | BALL SCREEN OPTION



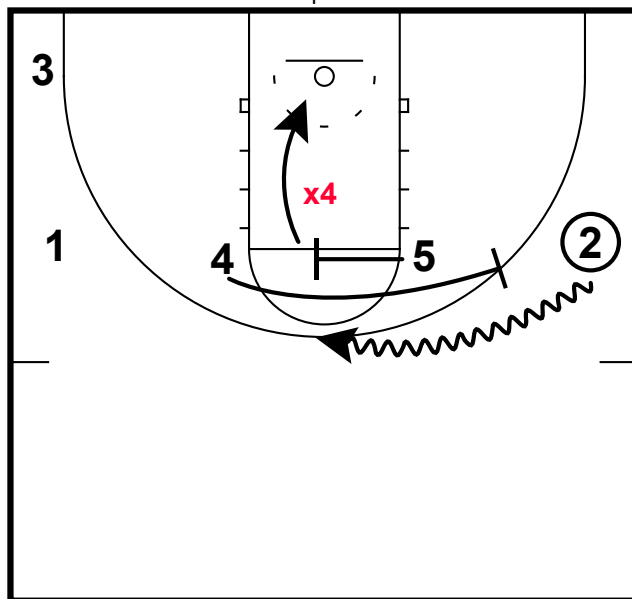
1. Now we look at a few options as how we can move from this set.
2. The first option is to look at a cross screen and get a curl for the opposite post.

HALF-COURT: HIGH CURL | BALL SCREEN OPTION



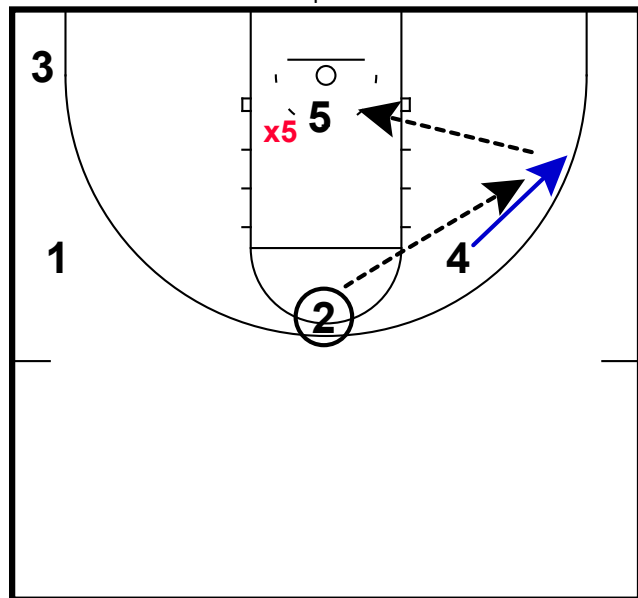
1. If the curl cut creates a help situation in the paint, this opens up 5 up for a ball screen chance at the top of the key.
2. If your 5 man can hit the 15' jumper, then perhaps there is a jumper opportunity.
3. If not, having the ball screen without having a defender to hedge right here is big.

HALF-COURT: HIGH CURL | BALL SCREEN OPTION



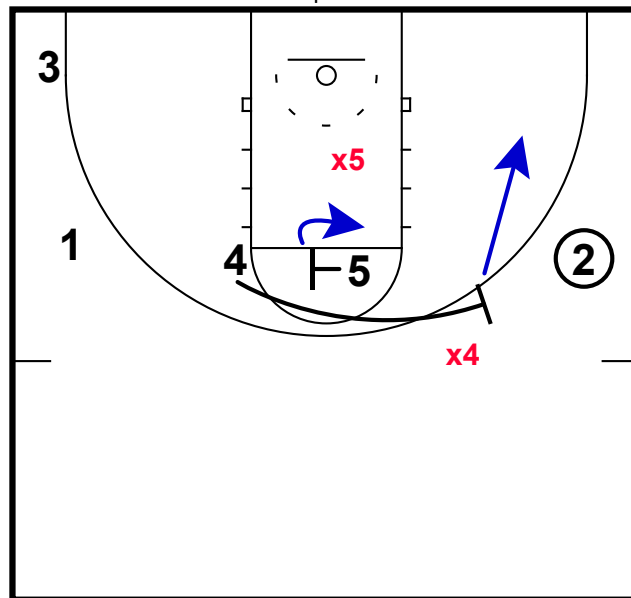
1. This frame we see what can happen if the defense makes the adjustment and have 4 go under the cross screen.
2. 4 can run and set the ball screen on the wing.

HALF-COURT: HIGH CURL | BALL SCREEN OPTION



1. What we see here is a possible post entry look.
2. 4 will pick and pop and could hit the jumper.
3. If not, 5 should look to seal under the bucket for the post entry. All the while being aware of the 3 second call.

HALF-COURT: HIGH CURL | BALL SCREEN OPTION



1. This final frame shows another way the defense could defend this action, which is x4 gets out high to hedge the ball screen & 5 zones up in the lane to take away the curl.
2. Now you want 4 to approach the ball and quick slip to the short corner.
3. This also opens up 5 at the free throw line.